

CoreSeries Active Moderate Portfolio

Portfolio performance to the quarter ended 30 June 2024

Portfolio details

Investment Objective

The portfolio aims to achieve an Inflation (Consumer Price Index "AUCPI") + 2.5% p.a. objective over rolling four year periods by taking exposures to a mix of growth and defensive asset classes.

Investment Strategy








The strategy is an actively managed diversified portfolio investing in both growth asset classes such as equities, property and infrastructure, and defensive asset classes such as cash and fixed interest securities. The portfolio's exposure will typically be 50% growth assets and 50% defensive assets; however over time these allocations may deviate within a range due to market movements and asset allocation decisions. These exposures are expected to provide a return in excess of inflation over the long-term and aim to minimise the impact of shorter-term market volatility through asset diversification, manager selection and risk management.

	1 Mth (%)	3 Mth (%)	6 Mth (%)	YTD (%)	1 Yr (%)	3 Yrs p.a. (%)	5 Yrs p.a. (%)	Since inception p.a. (%)*
CoreSeries Active Moderate Portfolio	0.3	-1.1	3.2	3.2	8.2	2.2	3.7	5.1
AUCPI + 2.5%	0.5	1.5	3.0	3.0	6.2	7.8	6.3	6.1
Excess return	-0.2	-2.6	0.2	0.2	2.0	-5.6	-2.6	-1.0

* Performance since 30 November 2018.

Actual Asset Allocation



-  Australian Equities
-  International Equities
-  Property and Infrastructure
-  Alternatives
-  Australian Fixed Income
-  Global Fixed Income
-  Cash

Market Commentary

The portfolio delivered a return of -1.1% for the June quarter compared to its benchmark return of 1.5%.

Australian equities retreated 1.2% in the June quarter, as measured by the S&P/ASX 300 Accumulation Index. Concerns around prevailing interest rates and inflationary expectations impacted returns earlier in the quarter, with only a modest recovery in subsequent months as slightly softer economic data emerged. Utilities (13.3%) was the best performing sector, with Financials (4.0%) and Information Technology (2.4%) also delivering positive returns. Weaker areas were Energy (-6.7%), on the back of the drop in oil prices, Materials (-5.9%) and Real Estate (-5.7%). The latter sector relinquished some of its recent, substantial gains. Australian Small Caps was also a disappointing segment of the market, being down 4.5% over the period. The Solaris Core Australian Equities MPS Fund returned -0.6% over the quarter, outperforming the benchmark. Relative outperformance was driven by overweight position in transportation and underweight in REITs and Energy. The RQI Australian Shares MPS Fund returned -2.2% for the quarter, underperforming the benchmark due to an overweight Metals and Mining.

After two very strong quarters, Global equities were again higher, albeit modestly, with the MSCI World ex-Australia (Hedged) Index returning 3.0% during the June quarter. On an unhedged basis, this return was only just above flat at 0.3% due to a stronger AUD. Momentum continues to be driven by US large cap technology-based stocks, particularly Nvidia, which well and truly delivered upon earnings expectations at its May results update. Combined with easing inflationary data in the latter half of the quarter and growing talk of rate cuts this year, US equities are in a sweet spot. Elsewhere, global politics had some influence on market outcomes with snap elections being called in the UK and France. The latter's bourse was down 8.9% in the June quarter, given the risk of a change in government and approach. Emerging markets were higher (2.6%) as the Indian election delivered a third term for Narendra Modi and a 13.8% bounce in Indian equities during the quarter, offsetting a modest 2.4% retreat in Chinese equities. The latter was affected by a new range of substantial US tariffs placed upon its exports, particularly in the EV sector. The T. Rowe Price Global Focused Equity MPS Fund returned 0.3% over the quarter, outperforming the benchmark driven by sector allocation to Consumer Discretionary and Industrials. The Wellington Global Equity MPS Fund underperformed for the quarter, returning -3.0%. Relative performance detracted due to security selection within Communication Services, Consumer Staples and Healthcare.

Most Global equity managers have struggled to perform in line with the benchmark over the past year as the narrow, momentum-driven market continues to challenge deep value and quality investing styles. However, we would expect the breadth to improve over time as investors look to better value outside the "Magnificent Seven" which have been so dominant. Mercer expects that a broad diversification of return drivers within the global equities portfolio will position the portfolio appropriately going forward and remains comfortable with the current manager allocations.

The increase in global bond yields was a negative influence for the REITs sector. Australian Listed Property (S&P/ASX 300 A-REIT Accumulation Index) was down markedly with a -5.7% return, although there is an element of profit taking given the 23.8% rise over the past 12 months for the asset class. With Goodman Group being ~42% of the index, overall sector returns are driven by this one company's fortunes. Global REITs (FTSE EPRA/NAREIT Developed, AUD hedged) were down a more modest -1.7% over June quarter, though over the past 12 months Global REITs are up 5.3%. Interestingly, Global Listed Infrastructure (FTSE Developed Core Infrastructure index, AUD hedged) continued to deliver a modestly positive return with 1.2% recorded for the three months to end June and 4.3% for the rolling 12 months. The Atlas Global Listed Infrastructure Fund (hedged) underperformed its benchmark, returning -2.7% in absolute terms. An overweight allocation to UK/Europe detracted from returns, due to a jump in European risk premia, following the snap French elections that has created uncertainty.

Global government bonds, as measured by the Bloomberg Global Treasury (Hedged) Index, ended the June quarter marginally lower (-0.4%). The spike in US bond yields in April on the back of stronger than expected CPI data was somewhat unwound in May and June, as subsequent CPI releases were on the low side. Coupled with recent Fed commentary, this ebb and flow in US inflationary expectations are now leading markets to price in potential interest rate cuts later this year. Such a move would align with the June rate cuts in Canada, Switzerland and the Eurozone. Global credit as measured by the Bloomberg Global Credit (Hedged) Index was flat for the quarter, however, it has delivered 5.0% over the last 12 months. Australian government bond returns were a little weaker than global counterparts with the Bloomberg AusBond Treasury 0+ year benchmark returning -1.0% during the quarter. Whilst the RBA kept the cash rate at 4.35%, the comment that it "remains vigilant to upside risks" has seemingly taken any potential rate cut off the table for 2024. The PIMCO Global Fixed Interest MPS Fund returned -0.1% marginally outperforming the benchmark for the quarter, driven by an overweight positioning to Australian duration, as yields moved slightly lower. The Pandal Australian Fixed Interest MPS Fund returned -0.8% for the quarter. Both the government sector positioning and the non-government portion of the fund contributed positively to performance. Financials and Infrastructure sector positioning were also additive to performance.

Portfolio changes during the quarter:

As part of the ongoing strategic review of the CoreSeries portfolios, to better align the portfolios with Mercer's investment philosophy and Global Manager Research ratings process, Mercer identified that the Wholesale Plus funds did not meet the minimum threshold to be included in the portfolio. As a result, all Wholesale Plus funds were replaced by funds that are highly rated by the Mercer Manager Research team.

This review resulted in the removal of Kapstream Wholesale Plus Absolute Return Income Fund, Magellan Wholesale Plus Infrastructure Fund and Russell Investments Wholesale Plus Emerging Markets and the inclusion of the Perpetual Diversified Income, ATLAS Infrastructure and Skerryvore Global Emerging Markets funds.

Outlook:

Looking forward through an Australian lens, notwithstanding the solid economic performance of late and a resilient labour market, Mercer expects growth to remain relatively weak with consumption suppressed in an environment of high interest rates and cost-of-living pressures. Furthermore, core inflation is expected to decline, albeit at a slower rate than other developed economies. That said, Mercer's view is that the RBA is unlikely to embark on a new tightening cycle, given the underlying economic conditions.

Internationally, Mercer continues to expect varying degrees of economic performance across regions, although overarching growth should remain resilient. Mercer anticipates any US growth slowdown will be gradual given solid labour markets and ongoing fiscal stimulus. Emerging markets, and particularly China, are also viewed favourably in light of supportive central bank interest rate settings and government policies.

In terms of asset class preferences, given the above Mercer favours the more attractive valuations and promising economic prospects of emerging markets over developed markets. Further, Mercer prefers Australian government bonds over cash as interest rates have probably peaked this cycle.



Underlying Fund Returns

	1 Mth (%)	3 Mth (%)	1 Yr (%)	3 Yrs p.a. (%)	5 Yrs p.a. (%)
Australian Equities					
Fidelity Australian Opportunities MPS Fund	1.4	-1.2	7.7	3.2	5.4
Platypus Australian Equity MPS Fund	0.4	-1.5	18.7	-	-
RQI Investors Australian Shares MPS Fund	0.1	-2.2	12.4	8.2	8.3
Solaris Core Australian Equity MPS Fund	0.7	-0.6	14.0	7.0	6.0
International Equities					
Blended Global Equities Hedged MPS Fund	0.5	0.5	15.1	1.1	7.4
Guardcap Global Equity MPS Fund	-0.8	-4.4	8.5	4.3	7.6
Skerryvore Global Emerging Markets All-Cap Equity Fund	-0.4	-2.0	6.6	-	-
T. Rowe Price Global Focused Equity MPS Fund	2.0	0.3	23.9	5.2	14.5
Wellington Global Equity MPS Fund	-1.5	-3.0	10.9	8.7	10.9
Property and Infrastructure					
Mercer Indexed Australian Listed Property Fund	0.2	-5.7	23.6	5.5	4.4
Principal Global Property MPS Fund	0.3	-0.9	5.6	-4.7	-1.3
ATLAS Infrastructure Fund	-4.6	-2.7	-3.9	4.8	4.5
Alternatives					
Mercer Multi-Strategy Alternatives Fund	1.0	-1.7	4.8	-	-
Australian Fixed Interest					
Macquarie Australian Bond MPS Fund	0.9	-0.7	4.2	-1.9	-0.3
Janus Henderson Australian Fixed Interest MPS Fund	1.0	-0.9	4.8	-2.1	-0.1
Perpetual Diversified Income Fund	0.3	1.6	8.0	3.9	3.6
Pendal Australian Fixed Interest MPS Fund	0.7	-0.8	4.0	-2.2	-0.6
Global Fixed Interest					
PIMCO Global Fixed Interest MPS Fund	0.5	-0.1	4.5	-2.3	-0.1
Wellington Global Bond MPS Fund	0.5	-0.4	2.2	-2.9	-1.1
Western Asset Global Bond MPS Fund	0.6	-0.8	2.3	-3.3	-0.8
Cash					
Advance Cash Multi-Blend Fund	0.3	1.1	4.5	2.6	1.8
Platform Cash	0.3	0.9	3.5	-	-



Important Notices

This document is prepared and distributed by Mercer Investments (Australia) Limited ABN 66 008 612 397 AFSL 244385 ('MIAL'). MIAL is a wholly owned subsidiary of Mercer (Australia) Pty Ltd ABN 32 005 315 917 ('Mercer Australia'). MIAL and Mercer Australia collectively referred to here as 'Mercer'. References to Mercer shall be construed to include Mercer LLC and/or its associated companies. 'MERCER' is a registered trademark of Mercer Australia.

CoreSeries Portfolios are available through selected IDPS platforms. Please contact your adviser to find out what platforms this is available on.

This document contains confidential and proprietary information of Mercer and is intended for the exclusive use of the parties to whom it was provided by Mercer. Its content may not be modified, sold or otherwise provided, in whole or in part, to any other person or entity, without Mercer's prior written permission.

The findings, ratings and/or opinions expressed herein are the intellectual property of Mercer and are subject to change without notice. They are not intended to convey any guarantees as to the future performance of the product, asset classes or capital markets discussed.

Information contained herein has been obtained from a range of third party sources. While the information is believed to be reliable, Mercer has not sought to verify it independently. As such, Mercer makes no representations or warranties as to the accuracy of the information presented and takes no responsibility or liability (including for indirect, consequential or incidental damages), for any error, omission or inaccuracy in the data supplied by any third party.

Investors should be aware that the value of an investment may rise and fall from time to time and that neither AAML, MIAL nor Mercer guarantees the investment performance, earnings or return of capital invested in any product. Past performance does not guarantee future results.

The information contained in this document is general in nature only, and does not constitute an offer or a solicitation of an offer to buy or sell securities, commodities and/or any other financial instruments or products or constitute a solicitation on behalf of the product issuer, their affiliates, products or strategies that Mercer may evaluate or recommend. It does not take into account your personal needs and circumstances. For Mercer's conflict of interest disclosures see mercer.com/conflictsofinterest.

Before deciding whether to make an additional investment, continue to hold or withdraw from an investment, you should refer to the Product Disclosure Statement (PDS) and Target Market Determination (TMD) provided by the product issuer. Consider seeking independent advice from a professional financial adviser. The Financial Services Guide (FSG) for MIAL can be obtained via mercer.com.au/mercerfunds.

© Copyright 2024 Mercer Investments (Australia) Limited. All rights reserved.