

CoreSeries Growth

Portfolio performance to the month ended 31 May 2024

Portfolio details

Investment Objective

The portfolio aims to achieve an Inflation (Consumer Price Index "AUCPI") + 4% p.a. objective over rolling six year periods by taking exposures to a mix of growth and defensive asset classes.

Investment Strategy








The strategy is an actively managed diversified portfolio investing in both growth asset classes such as equities, property and infrastructure, and defensive asset classes such as cash and fixed interest securities. The portfolio's exposure will typically be 85% growth assets and 15% defensive assets; however over time these allocations may deviate within a range due to market movements and asset allocation decisions. These exposures are expected to provide a return in excess of inflation over the long-term and aim to minimise the impact of shorter-term market volatility through asset diversification, manager selection and risk management.

	APIR code	1 Mth (%)	3 Mth (%)	6 Mth (%)	YTD (%)	1 Yr (%)	3 Yrs p.a. (%)	5 Yrs p.a. (%)	Since inception p.a. (%)*
CoreSeries Growth	WFS3363AU	1.2	1.3	9.6	5.1	12.8	4.2	7.0	8.0
AUCPI + 4%	-	0.6	1.9	3.7	3.1	7.6	9.3	7.8	7.6
Excess return	-	0.6	-0.6	5.9	2.0	5.2	-5.1	-0.8	0.4

* Performance since 30 November 2018.

Actual Asset Allocation



-  Australian Equities
-  International Equities
-  Property and Infrastructure
-  Alternatives
-  Australian Fixed Income
-  Global Fixed Income
-  Cash

Market Commentary

Economic data released over the past month broadly took a softer tone. April inflation in Australia has remained stubborn with the Consumer Price Index (CPI) Monthly Indicator rising slightly to 3.6% Year-on-Year (YoY) in April, driven by food, clothing and health items. The Reserve Bank of Australia (RBA) kept interest rates unchanged at 4.35% p.a. continuing its approach of “not ruling anything in or out” while remaining “vigilant to upside risks” for inflation. In the US, there have been signs of easing in growth over the past month, with retail sales softening and some business survey indicators pointing to declining activity across both manufacturing and services sectors. The US CPI provided relief for economists and market participants alike with the core measure easing slightly, accompanied by encouraging signs for services inflation. Furthermore, the US Federal Reserve (the “Fed”) kept interest rates unchanged in May noting that the next change is unlikely to be a hike with interest rates viewed as being sufficiently high to bring inflation back to its 2% target.

Australian Shares rose 0.9% in May, aided by easing concerns around inflation and recovering investor sentiment internationally. Domestically, a few idiosyncratic drivers were evident this month with a raft of earnings and company announcements driving sector and company level returns. Financials (+2.6%) performed well, supported by the better than expected performance of Commonwealth Bank of Australia (+4.4%) affirming signs of stabilisation in its retail banking business. Utilities (+3.4%) was also a strong performer, with the likes of AGL (+8.6%) rallying after it upgraded its profit guidance for this year on stronger electricity demand. The worst performing sector was Communication Services (-2.8%), driven by Telstra (-5.0%) which weakened after it announced that it would remove inflation-linked price increases from its postpaid mobile plans from 1 July. Australian Small Caps was broadly flat for the month and modestly underperformed Australian Large Cap shares. Comparing the sectors, Resources (1.9%) performed well in part supported by the rise in gold prices, whilst Industrials (-0.9%) lagged.

International Shares rebounded in May, returning 4.0% in hedged AUD, with weaker US employment and CPI data helping to ease concerns around inflation and the prospects for interest rates to remain higher for longer. As a result, interest rate sensitive sectors such as Utilities (+5.1%) benefited. Information Technology (+6.1%) also advanced, supported by strong quarterly earnings results, whilst the decline in oil prices resulted in Energy (-2.1%) being the worst performing sector for May. US mega caps leadership was evident in May with the likes of Nvidia (+23.9%) gaining after reporting better-than-expected quarterly results with revenues up +262% compared to the same quarter last year, whilst Apple (+10.4%) also gained after announcing results that surpassed analyst expectations, albeit still experiencing challenging conditions in China.

Emerging markets modestly underperformed developed markets in May, with Emerging Market Shares producing a -1.8% return for the month on an unhedged AUD basis. China’s equity market weakened, despite the PBOC’s stimulus announcement, softer economic data and its property sector negatively impacting investor sentiment.

Easing inflation concerns and reduction in yields provided a boost for listed real assets, with International Listed Infrastructure, International Listed Property and Australian Listed Property recording healthy returns in May. Meanwhile, Australian Direct Property was down -0.1% in April, driven by negative revaluations in the Office sector.

International Government Bonds produced a +0.4% return for the month. Contributions were however mixed, with the US markets providing a boost to performance as easing of inflation concerns for the region saw its government bond yields decline, whilst the Japanese market stalled after the Bank of Japan reduced the amount of Japanese government bonds it was willing to purchase during the month. International Credit fared better, returning +1.2% for the month of May, as credit spreads narrowed against a backdrop of improving risk appetite.

Australian government bonds also produced a positive return in May, returning +0.4%. Australian government yields ultimately ended the month with little change as the markets participants continued to expect the RBA to keep interest rates unchanged this year, with recent measures of inflation failing to show signs of slowing.

Portfolio changes over the month:

The portfolio remains well positioned relative to its long-term objectives and did not require any changes to the strategic asset allocation or rebalancing over the period.

Underlying Fund Returns

	1 Mth (%)	3 Mth (%)	1 Yr (%)	3 Yrs p.a. (%)	5 Yrs p.a. (%)
Australian Equities					
Fidelity Australian Opportunities MPS Fund	-0.2	0.5	6.8	3.3	5.8
Platypus Australian Equity MPS Fund	1.2	0.6	20.2	-	-
Realindex Australian Shares MPS Fund	0.5	0.9	15.8	8.7	9.0
Solaris Core Australian Equity MPS Fund	1.2	2.4	14.3	7.3	6.7
International Equities					
Blended Global Equities Hedged MPS Fund	3.1	3.0	18.6	1.1	8.5
Guardcap Global Equity MPS Fund	-0.3	-2.9	8.4	4.8	8.9
Skerryvore Global Emerging Markets All-Cap Equity Fund	-1.2	0.4	7.8	-	-
T. Rowe Price Global Focused Equity MPS Fund	2.2	1.3	23.2	5.9	15.2
Wellington Global Equity MPS Fund	1.1	2.7	15.5	10.2	12.4
Property and Infrastructure					
Mercer Indexed Australian Listed Property Fund	1.9	3.1	23.2	7.4	5.2
Principal Global Property MPS Fund	4.0	2.0	7.9	-4.0	-1.2
ATLAS Infrastructure Fund	3.8	4.8	1.2	6.3	6.3
Alternatives					
Mercer Multi-Strategy Alternatives Fund	-3.0	-2.2	3.6	-	-
Australian Fixed Interest					
Macquarie Australian Bond MPS Fund	0.5	-0.4	1.2	-1.9	-0.3
Janus Henderson Australian Fixed Interest MPS Fund	0.4	-0.6	1.8	-2.1	-0.1
Perpetual Diversified Income Fund	0.8	2.0	8.6	3.8	3.7
Pendal Australian Fixed Interest MPS Fund	0.5	-0.4	1.3	-2.2	-0.5
Global Fixed Interest					
PIMCO Global Fixed Interest MPS Fund	1.0	0.5	3.9	-2.4	0.0
Wellington Global Bond MPS Fund	1.0	-0.1	1.3	-2.9	-1.0
Western Asset Global Bond MPS Fund	1.0	-0.7	1.3	-3.3	-0.5
Cash					
Advance Cash Multi-Blend Fund	0.4	1.1	4.5	2.4	1.7
Platform Cash	0.3	0.9	3.5	-	-



Important Notices

This document is issued by Mercer Investments (Australia) Limited ABN 66 008 612 397 AFSL 244385 (MIAL). MIAL is the distributor of this document. MIAL is a wholly owned subsidiary of Mercer (Australia) Pty Ltd ABN 32 005 315 917 (Mercer Australia). References to Mercer shall be construed to include Mercer LLC and/or its associated companies. 'MERCER' is a registered trademark of Mercer Australia.

This document contains confidential and proprietary information of Mercer and is intended for the exclusive use of the parties to whom it was provided by Mercer. Its content may not be modified, sold or otherwise provided, in whole or in part, to any other person or entity, without Mercer's prior written permission.

The findings, ratings and/or opinions expressed herein are the intellectual property of Mercer and are subject to change without notice. They are not intended to convey any guarantees as to the future performance of the Fund, asset classes or capital markets discussed.

Information contained herein has been obtained from a range of third-party sources, including underlying investment managers. While the information is believed to be reliable, Mercer has not sought to verify it independently. As such, Mercer makes no representations or warranties as to the accuracy of the information presented and takes no responsibility or liability (including for indirect, consequential or incidental damages), for any error, omission or inaccuracy in the data supplied by any third party.

CoreSeries Portfolios are available through selected IDPS platforms. 'CoreSeries' is a registered trademark of Advance Asset Management Limited ABN 98 002 538 329 AFSL 240902 (AAML). Please contact your adviser to find out what platforms this is available on.

AAML is the responsible entity and issuer of interests in some of the underlying funds of the Core Series Portfolios, namely Fidelity Australian Opportunities MPS Fund, Realindex Australian Shares MPS Fund, Solaris Core Australian Equity MPS Fund, Platypus Australian Equity MPS Fund, Blended Global Equities Hedged MPS Fund, Guardcap Global Equity MPS Fund, T. Rowe Price Global Focused Equity MPS Fund, Wellington Global Equity MPS Fund, Principal Global Property MPS Fund, Macquarie Australian Bond MPS Fund, Pandal Australian Fixed Interest MPS Fund, Janus Henderson Australian Fixed Interest MPS Fund, PIMCO Global Fixed Interest MPS Fund, Wellington Global Bond MPS Fund, Western Asset Global Bond MPS Fund, BT Multi-Strategy Alternatives Fund, BT Property Securities Index Fund and Advance Cash Multi-Blend Fund (collectively the 'AAML Funds'). AAML is a wholly owned subsidiary of Mercer Australia, which is part of the Mercer global group of companies. Investors should be aware that the value of an investment in any AAML Fund may rise and fall from time to time and that neither AAML nor Mercer guarantees the investment performance, earnings or return of capital invested in any AAML Funds. Past performance does not guarantee future results.

If you are investing in or considering an investment in any AAML Fund, you should note that the information contained in this document is general in nature only, and does not constitute an offer or a solicitation of an offer to buy or sell securities, commodities and/or any other financial instruments or products or constitute a solicitation on behalf of any of the investment managers, their affiliates, products or strategies that Mercer may evaluate or recommend. It does not take into account your personal needs and circumstances.

Before deciding whether to acquire, continue to hold or dispose of an investment, you should refer to the Product Disclosure Statement (PDS) and Target Market Determination (TMD) available from your financial adviser, or the relevant IDPS platform, before making a decision about the product and consider seeking independent financial advice. The Financial Services Guide (FSG) for AAML can be obtained via [mercercfunds.mercer.com.au](https://www.mercer.com.au/mercercfunds). Conditions, fees and charges apply to AAML Fund/s and may change from time to time.

Where AAML has appointed third party manager(s) as the investment manager of the Fund, the relevant investment manager has consented to the statements pertaining to it in this document, in the form and context in which they appear and has not withdrawn its consent as at the date this document was published.

© Copyright 2024 Mercer Investments (Australia) Limited. All rights reserved.